
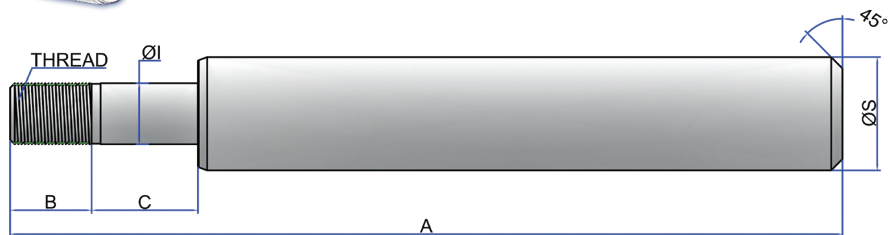


# CHROME PLATED RODS



STEEL - EN8 GRADE DIN UNI CK45  
CHROME - 25 MICRON (±5) HARD CHROME PLATED



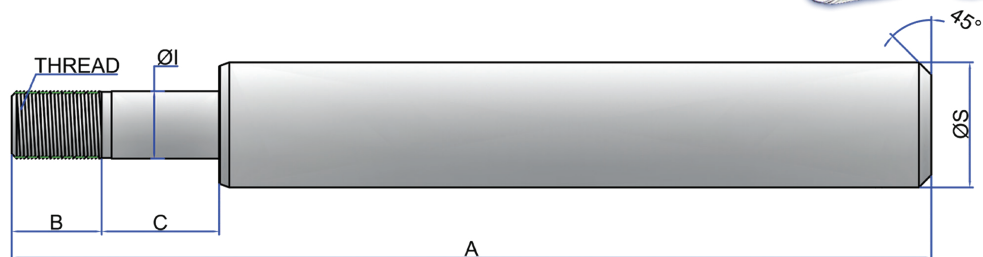

ORDER CODE	S Ø(mm)	I Ø(mm)	C (mm)	B (mm)	A (mm)	STROKE (mm)	THREAD Ø(mm)	SUITABLE FOR CYLINDER BORE Ø
RP570	16	11	6.5	24.5	128	50	10 x 1.5	25
RP571					178	100		
RP572					228	150		
RP573					278	200		
RP598	16	13	20	21	247	150	12 x 1.5	30
RP599					397	300		
RP600					597	500		
RP580	20	15	27	21	147	50	14 x 1.5	32
RP581					197	100		
RP582					247	150		
RP583					297	200		
RP584					347	250		
RP585					397	300		
RP586					497	400		
RP587					597	500		
RP601A	20	15	35	23	220	100	14 x 1.5	35, 40 & 50**
RP601					270	150		
RP602					320	200		
RP603					370	250		
RP604					420	300		
RP604A					470	350		
RP605					520	400		
RP605A					570	450		
RP605B	620	500						
RP709	25	15	35	23	220	100	14 x 1.5	40
RP710					270	150		
RP711					320	200		
RP712					370	250		
RP713					420	300		
RP713A					470	350		
RP714					520	400		
RP714A					570	450		
RP715					620	500		
RP715A					670	550		
RP716	720	600						
RP717	920	800						
RP718	1120	1000						
RP606A	25	20	35	30	230	100	20 x 1.5	50 & 55
RP606					280	150		
RP607					330	200		
RP608					380	250		
RP609					430	300		
RP609A					480	350		
RP610					530	400		
RP610A					580	450		
RP611					630	500		
RP611A					680	550		
RP612					730	600		
RP612C					830	700		
RP612A					930	800		
RP612B					1130	1000		

\*\* = SUITABLE FOR USE WITH Ø50 BORE PISTON (RP152A) ON PAGE 110, BUT PLEASE NOTE THAT STROKE LENGTH WILL BE INCREASED BY 7mm DUE TO DIFFERENCE IN SPIGOT LENGTH.

# CHROME PLATED RODS

STEEL - EN8 GRADE DIN UNI CK45

CHROME - 25 MICRON (±5) HARD CHROME PLATED



ORDER CODE	S Ø(mm)	I Ø(mm)	C (mm)	B (mm)	A (mm)	STROKE (mm)	THREAD Ø(mm)	SUITABLE FOR CYLINDER BORE Ø
RP719	30	20	35	30	230	100	20 x 1.5	50 & 55
RP720					280	150		
RP721					330	200		
RP722					380	250		
RP723					430	300		
RP723A					480	350		
RP724					530	400		
RP724A					580	450		
RP725					630	500		
RP725A					680	550		
RP726	30	20	45	30	730	600	20 x 1.5	60, 63, 65 & 70
RP726A					830	700		
RP727					930	800		
RP728					1130	1000		
RP729					1630	1500		
RP613A					248	100	20 x 1.5	60, 63, 65 & 70
RP613					298	150		
RP614					348	200		
RP615					398	250		
RP616					448	300		
RP616A					498	350		
RP617					548	400		
RP617A					598	450		
RP618					648	500		
RP618A					698	550		
RP619	30	20	45	30	748	600	20 x 1.5	60, 63, 65 & 70
NEW! RP619D					848	700		
RP619A					948	800		
RP619B					1148	1000		
RP619C					1648	1500		
RP620A	35	20	45	30	248	100	20 x 1.5	60, 63, 65 & 70
RP620					298	150		
RP621					348	200		
RP622					398	250		
RP623					448	300		
RP623A					498	350		
RP624					548	400		
RP624A					598	450		
RP625					648	500		
RP625A					698	550		
RP626	35	20	45	30	748	600	20 x 1.5	60, 63, 65 & 70
NEW! RP626D					848	700		
RP626A					948	800		
RP626B					1148	1000		
RP626C					1648	1500		
NEW! RP627A	40	27	45	30	248	100	27 x 2	60 & 70
NEW! RP627B					298	150		
RP627					348	200		
RP628					398	250		
RP629					448	300		
RP629A					498	350		
RP630					548	400		

# CHROME PLATED RODS

ORDER CODE	S Ø(mm)	I Ø(mm)	C (mm)	B (mm)	A (mm)	STROKE (mm)	THREAD Ø(mm)	SUITABLE FOR CYLINDER BORE Ø
RP630A	40	27	45	30	598	450	27 x 2	60 & 70
RP631					648	500		
RP631A					698	550		
RP632					748	600		
NEW! RP632A					848	700		
RP633					948	800		
RP634					1148	1000		
RP635					1648	1500		
RP785	40	24	40	35	348	200	24 x 2	60, 63 & 70
RP786					398	250		
RP787					448	300		
RP788					548	400		
RP789					648	500		
RP790					748	600		
NEW! RP790A					848	700		
RP791					948	800		
RP792					1148	1000		
RP793					1648	1500		
RP730	40	27	45	38	368	200	27 x 2	75, 80 & 90**
RP731					418	250		
RP732					468	300		
RP733					568	400		
RP734					668	500		
RP735					768	600		
NEW! RP735A					868	700		
RP736					968	800		
RP737					1168	1000		
RP740	50	27	45	38	368	200	27 x 2	70, 80 & 90**
RP741					418	250		
RP742					468	300		
RP743					568	400		
RP744					668	500		
RP745					768	600		
NEW! RP745A					868	700		
RP746					968	800		
RP747					1168	1000		
RP748					1668	1500		
RP800	50	33	45	43	471	300	33 x 2	90
RP801					571	400		
RP802					671	500		
RP803					771	600		
NEW! RP803A					871	700		
RP804	50	33	45	43	971	800	33 x 2	100
RP805					1171	1000		
RP750					395	200		
RP751					445	250		
RP752					495	300		
RP753					595	400		
RP754					695	500		
RP755					795	600		
NEW! RP755A					895	700		
RP756					995	800		
RP757					1195	1000		
RP758					1695	1500		
RP760	60	33	45	43	495	300	33 x 2	100
RP761					595	400		
RP762					695	500		
RP763					795	600		
NEW! RP763A					895	700		
RP764					995	800		
RP765					1195	1000		
RP765A					1695	1500		
RP766	70	39	45	51	717	500	39 x 3	125
RP767					1217	1000		
RP768					1717	1500		

\*\* = SUITABLE FOR USE WITH Ø70 BORE PISTON (RP157B), BUT PLEASE NOTE THAT STROKE LENGTH WILL BE REDUCED BY 8mm.  
ALSO Ø90 BORE PISTON (RP161), BUT PLEASE NOTE STROKE LENGTH WILL BE INCREASED BY 5mm