

MAM HYDRAULIC MOTORS

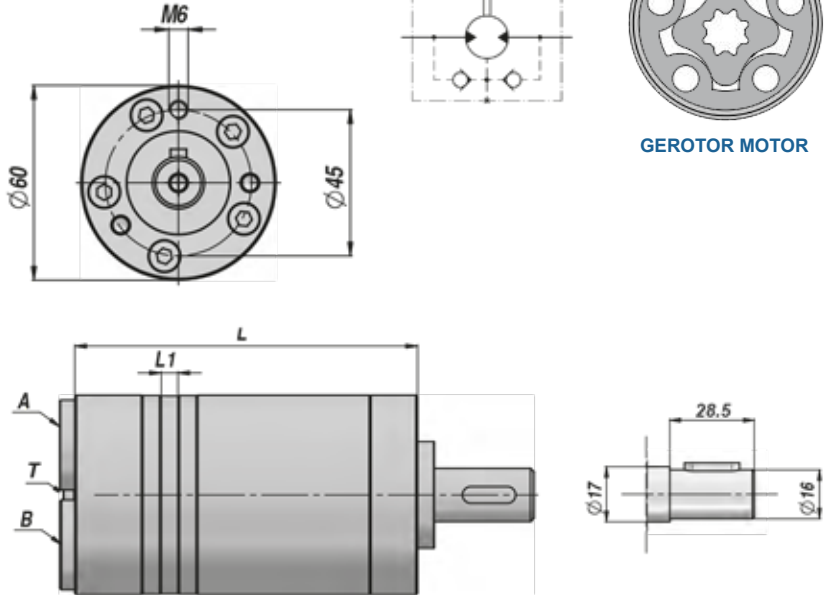
MAM SERIES - (GEROTOR)

SHAFT Ø16mm

WITHOUT FLANGE - 2 + 3 BOLT VERSION

BUILT IN CHECK VALVES

WITH DRAIN LINE



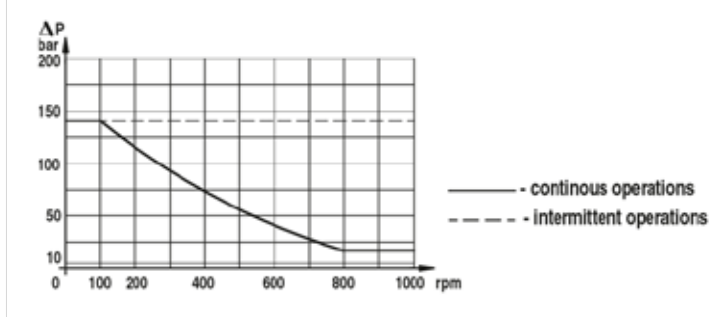
GEROTOR MOTOR

ORDER CODE	DISPLACEMENT (c.c / rev)	MAXIMUM SPEED (rpm)	MAXIMUM OIL FLOW (ltr / min)	MAXIMUM TORQUE (Nm)	MAX PRESSURE INLET (Bar)	MAXIMUM PRESSURE DROP (Bar)	A - B (Bsp)	T (Bsp)	L (mm)	L1 (mm)	WEIGHT Kg
MAM008	8.2	1950	16	11	140	100	3/8"	1/8"	104	3.5	1.9
MAM012	12.9	1550	20	16					106	5.5	2
MAM020	19.9	1000		25					109	8.5	2.1
MAM032	31.6	630		40		114			13.5	2.2	
MAM040	39.8	500	45	117.5		17			2.3		
MAM050	50.3	400	46	122		21.5			2.4		

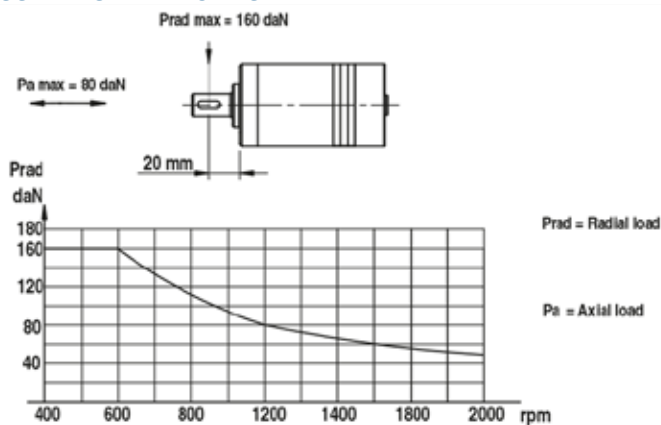
* WITH DRAIN CONNECTION FITTED.

TABLE ABOVE SHOWS CONTINUOUS WORK SPECIFICATIONS.

MAX RETURN PRESSURE WITHOUT DRAIN



PERMISSIBLE SHAFT LOADS



DIRECTION OF SHAFT ROTATION

